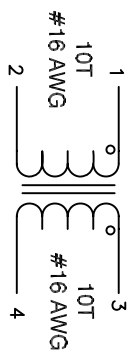


The information contained in this drawing is the sole property of CWS Coil Winding Specialist. Any reproduction in part or whole without written permission of CWS Coil Winding Specialist is prohibited.



REVISION HISTORY		SIGN & DATE				
REV	ECN	DESCRIPTION	BY	DATE	CHK	DATE
B		PRE-PRODUCTION RELEASE	TDK	9/20/04	JLJU	9/20/04
C		PRODUCTION RELEASE	TDK	3/20/06	JLJU	3/20/06
D		CHANGE CORE, DIMENSIONS, WIRE SIZE	KJC	10/3/08	RL	10/3/08

7 BUILD TO ROHS COMPLIANCE AND LEAD FREE

6 WHERE SHOWN, USING A PERMANENT MARKING METHOD MARK PART NUMBER AND REVISION IN APPROX WRAP INDUCTOR WITH TAPE, (PER NOTE 2)

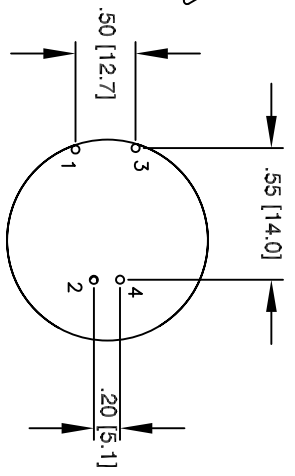
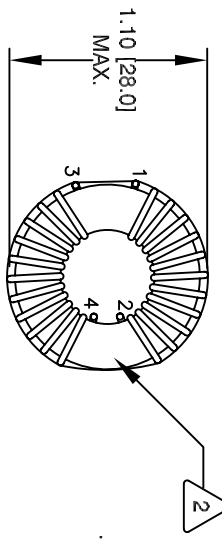
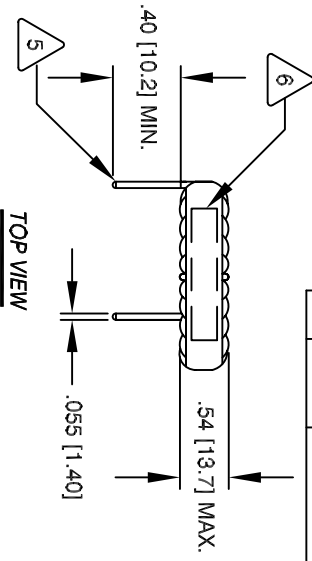
5 TO THE CORE MUST REST FLAT ON PCB. LEADS MUST BE TANGENT FLUSH WITH THE COIL EDGE, AS SHOWN (I.E. COIL REMOVE INSULATION AND TIN LEADS APPROX. 0.40 INCH

4 CORE AND EVENLY SPACED, NOTE POLARITY WIND 10 TURNS, # 16 AWG. SINGLE LAYER ON EACH SIDE OF CONSTRUCTION:

3 TO INSURE INTEGRITY OF WINDING SEPARATION HI-POT TEST FOR INTERWINDING ISOLATION, 250 VDC POWER LOSS = 3.6 W MAX. @ 20A/COIL DCR = 4.5 MOHMS MAX./COIL, MEASURED USING QUADTECH 2200 L = MEASURED AT .330MH MIN/COIL SPECIFICATIONS:

2 APPROVED PART OUTER WRAP: .3M #11 OR #69 OR OTHER CWS WIRE: UL RECOGNIZED 155°C RATING MAGNET WIRE CWS BYTEMARK OR OTHER APPROVED PART CORE: COATED FERRITE TOROID, HIGH PERM MNZN CLASS B (130°C) REQUIRED MATERIAL: UL RECOGNIZED 94V-0 FOR FLAMMABILITY

1 NOTES: UNLESS OTHERWISE SPECIFIED.



QTY	CODE IDENT	MFG. P/N	DESCRIPTION	ITEM NO.
			<b>PARTS LIST</b>	
			<b>COLLWS COM, INC</b>	
			CWS Coil Winding Specialist	
			353 W. GROVE AVE.	
			ORANGE, CA. 92865	
			<b>TITLE:</b>	
			Inductor Common Mode	
			330UH 15A	
			<b>SIZE</b>	
			DWG. NO.	
			C-36A37-00	
			<b>SCALE</b>	
			1 = 1	
			<b>REVISION</b>	
			D	

UNLESS OTHERWISE SPECIFIED	DRAWN	DATE	ENGR.	DATE
AUTOCAD SOLIDWORKS SIGN	TDK	9/20/04	KSUM	9/20/04
DIMENSIONING AND TOLERANCE PER ANSI Y14.5M AND [DIMETERS]	JLJU	9/20/04	JLJU	9/20/04
TOLERANCE INCHES: .XXX=±.010 .XX=±.020 .X=±.030	APPR.	9/20/04		
TOLERANCE METRICS: .XXX=±.254 .XX=±.51				
ANGLE PROJECTION				
DO NOT SCALE DRAWING				